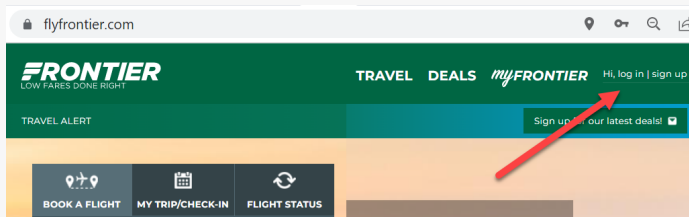


How do I update my payment information on file for my memberships?

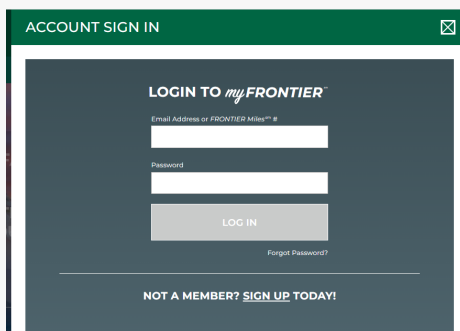
Make booking flights or your Discount Den Renewals easy by keeping your payment information updated.

For help updating your payment information you can follow the steps below:

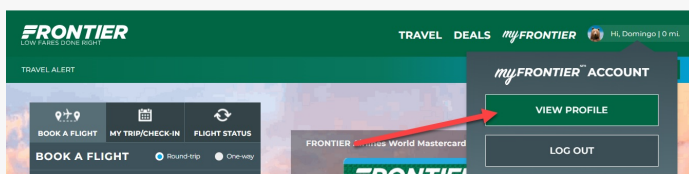
1. Go to flyfrontier.com
2. Click **Log in**



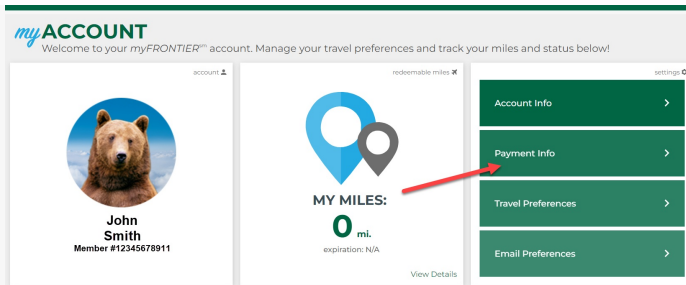
1. Enter your **login information**
2. Click **Log In**



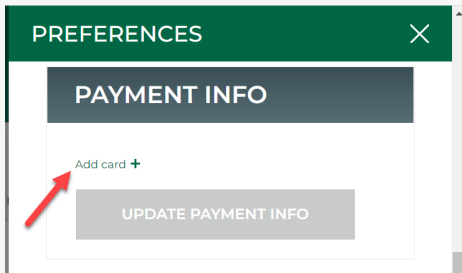
1. You will be brought to the main page
2. Click **your name** on the **upper right**
3. Click **VIEW PROFILE**



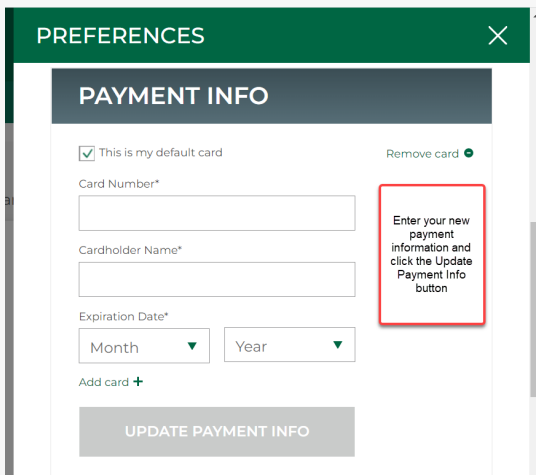
1. You will be brought to your myAccount page. Click the **Payment Info** button



1. Click **Add Card +**



1. Enter your new **payment information**
2. Click the **UPDATE PAYMENT INFO** button



You are all set. You can come back anytime to add or update your payment information.